




Amherst County
Public Schools

Geometry – Curriculum Pacing



Nine Week	SOL	Time Allotment
<h1>1</h1>	G.3cd Transformations Determine Line and Point Symmetry Determine Transformation Using Coordinate Methods <ul style="list-style-type: none"> · Reflections · Translations · Rotations · Dilations 	5 - 7 Days
	G.3a G.4abef Fundamentals Points, Lines, and Planes Segments and Rays <ul style="list-style-type: none"> · Congruent Segment Construction (use as opening activity) Distance and Midpoint Formula Angles Basics <ul style="list-style-type: none"> · Angle Bisector Construction · Congruent Angle Construction · Perpendicular Bisector Construction Angle Pairs	15 - 21 Days
	G.1abc Logic Translate Verbal Argument into Symbolic Form Identify and Use Converse, Inverse, and Contrapositive Determine the Validity of a Logical Argument	7 - 10 Days
	G.3ab G.2ab G.4cdg Parallel and Perpendicular Lines Apply Slope to Determine if Lines are Parallel or Perpendicular <ul style="list-style-type: none"> · Construct Parallel Lines · Construct a Perpendicular Line through a Point on the Line · Construct a Perpendicular Line through a Point not on the Line Angle Relationships Solving Problems, Including Practical Problems Involving Angles Formed when Parallel Lines are Intersected by a Transversal Proving Two or More Lines are Parallel	15 - 21 Days

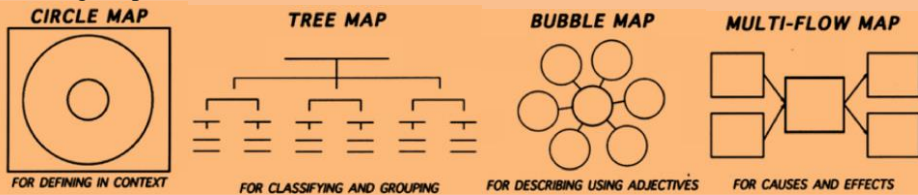
<p style="text-align: center; font-size: 2em; font-weight: bold;">2</p>	<p>G.5abcd G.10a</p> <p>Triangle Fundamentals Classify and Name a Triangle based upon the Characteristics of Sides and Angles Use Triangle Sum Theorem and Exterior Angle Theorem to Solve Problems Identify Parts of an Isosceles Triangle and Solve Problems</p> <p>Triangle Inequality Determine if a Triangle Exists Determine the Range of a Possible Third Side Order the Sides of a Triangle Based on its Angles AND Order the Angles of a Triangle Based on its Sides</p> <p>G.6</p> <p>Congruent Triangles Identify Corresponding Parts of Congruent Triangles Proving Congruent Triangles</p> <ul style="list-style-type: none"> · Use Definitions, Postulates, and Theorems to Prove Triangles are Congruent · Use Algebraic Methods to Prove Triangles Congruent · Use Coordinate Methods to Prove Two Triangles are Congruent <p>Use Deductive Proofs to Prove Two Triangles are Congruent</p> <p>G.7 G.14a</p> <p>Similar Triangles Solve Problems Using Properties of Similar Triangles Prove Similar Triangles</p> <ul style="list-style-type: none"> · Use Definitions, Postulates, Theorems to Prove Triangles are Similar · Use Algebraic and Coordinates Methods to Prove Triangles are Similar <p>Prove Triangles are Similar Using Deductive Proofs</p> <p>G.8</p> <p>Right Triangles Pythagorean Theorem</p> <ul style="list-style-type: none"> · Use Pythagorean Theorem to Solve Right Triangles · Use the Converse of the Pythagorean to Determine if a Triangle is Right <p>Solve Problems Using Properties of Special Right Triangles Solve Right Triangles Using Trigonometric Ratios</p>	<p>12 - 17 Days</p> <p>10 - 14 Days</p> <p>7 - 10 Days</p> <p>12 - 17 Days</p>
	<p>G.10abc G.14a G.4h</p> <p>Polygons and Tessellations Solve Problems, Including Practical Problems Involving Angles of Convex Polygons</p>	<p>7 - 10 Days</p>

<p style="text-align: center; font-size: 2em; font-weight: bold;">3</p>	<p>Determine the Number of Sides of a Regular Polygon Tesselations Construct and Justify the Construction of an Equilateral Triangle, Square, and a Regular Hexagon Inscribed in a Circle</p> <p>G.9 Quadrilaterals Verify and Use Properties of Quadrilaterals to Solve Problems Including Practical Problems</p> <p>G.12 Equation of Circles Solve Problems Involving Equations of Circles</p> <p>G.11abcd Circles Circle Fundamentals Determine Angle and Arc Measures Determine Arc Length Determine Lengths of Segments Determine Arc Length Determine Area of a Sector</p>	<p style="text-align: center;">5 - 7 Days</p> <p style="text-align: center;">5 - 7 Days</p> <p style="text-align: center;">15 - 21 Days</p>
<p style="text-align: center; font-size: 2em; font-weight: bold;">4</p>	<p>G.13 G.14bcd Surface Area and Volume Use Surface Area and Volume of Three-Dimensional Objects to Solve Practical Problems Determine How Changes in One or More Dimensions of a Figure Affect Area and/or Volume of the Figure Determine how changed in Area and/or Volume of a Figure Affect One or More Dimensions of the Figure Solve Problems about Similar Geometric Figures</p> <p>SOL Review</p>	<p style="text-align: center;">10 - 14 Days</p> <p style="text-align: center;">10 - 20 Days</p>

SOL	G.1(a-c) - Resources
Standard	The student will use deductive reasoning to construct and judge the validity of a logical argument consisting of a set of premises and a conclusion. This will include <ul style="list-style-type: none"> a) identifying the converse, inverse, and contrapositive of a conditional statement; b) translating a short verbal argument into symbolic form; and c) determining the validity of a logical argument
Days	7-10 Days
Key Vocabulary	Inductive Reasoning, Compound Statement, Negations, Conjunction, Disjunction, Conditional, Inverse, Converse, Contrapositive, Bi-Conditional, Deductive Reasoning, Law of Detachment, Law of Syllogism
Essential Questions	What is an example of a conditional statement? When are conditional statements used? Why is symbolic form utilized? What is the difference between inductive and deductive reasoning? How can you construct a logical argument?
Foundational Objectives	N/A
Succeeding Objectives	N/A
Thinking Maps	

SOL	G.2 (a-b) - Resources
Standard	The student will use the relationships between angles formed by two lines intersected by a transversal to <ul style="list-style-type: none"> a) prove two or more lines are parallel; and b) solve problems, including practical problems, involving angles formed when parallel lines are intersected by a transversal..
Days	15 - 21 Days
Key Vocabulary	Parallel Lines, Transversal, Perpendicular Lines, Negative Reciprocals, Slope, Corresponding Angles, Alternate Interior Angles, Alternate Exterior Angles, Consecutive Interior Angles
Essential Questions	<p>How is slope related to parallel and perpendicular lines?</p> <p>What is the difference between parallel and perpendicular lines?</p> <p>How do we use angles formed by transversal to prove lines are parallel?</p> <p>In what situations would it be necessary for us to know that two or more lines are indeed parallel to each other?</p> <p>What practical situations could be modeled by parallel lines?</p> <p>Where can parallel lines cut by a transversal be found in the real world?</p> <p>How can you use constructions to justify various concepts in geometry?</p> <p>When would constructing a geometric figure be necessary in the real world?</p> <p>How can you geometrically justify each construction?</p>
Foundational Objectives	<p>A.6 The student will</p> <p>a) determine the slope of a line when given an equation of the line, the graph of the line, or two points on the line; b) write the equation of a line when given the graph of the line, two points on the line, or the slope and a point on the line; and c) graph linear equations in two variables.</p> <p>7.10 The student will</p> <p>a) determine the slope, m, as rate of change in a proportional relationship between two quantities and write an equation in the form $y = mx$ to represent the relationship</p> <p>8.5 The student will use the relationships among pairs of angles that are vertical angles, adjacent angles, supplementary angles, and complementary angles to determine the measure of unknown angles.</p> <p>6.9 The student will determine congruence of segments, angles, and polygons.</p>
Succeeding Objectives	N/A

Thinking Maps



SOL	G.3 (a-d) - Resources
Standard	<p>The student will solve problems involving symmetry and transformation. This will include</p> <ul style="list-style-type: none"> a) Investigating and using formulas for determining distance, midpoint, and slope b) Applying slope to verify and determine whether lines are parallel or perpendicular c) Investigating symmetry and determining whether a figure is symmetric with respect to a line or a point; and d) Determining whether a figure has been translated, reflected, rotated, or dilated, using coordinate methods.
Days	
Key Vocabulary	<p>Line Symmetry Point Symmetry Transformation Reflection Translation Rotation Dilation Distance Formula Midpoint Formula Perpendicular Parallel Lines Slope</p>
Essential Questions	<p>What is symmetry? What are some examples of objects and/or living things in the real world that have symmetry? How is symmetry used in order to create images that are aesthetically pleasing? What are the similarities and differences among reflections, rotations, translations, and dilations? How can a figure change position? How do certain changes of positions of a figure affect its size?</p>
Foundational Objectives	<p>A.6 graph linear equations/linear inequal (2 vars) - a) determine slope of line given equation of line/graph of line or two points on line - slope as rate of change; b) write equation of line given graph of line/two points on line or slope- point on line</p> <p>8.8 a) apply transformations to plane figures; b) ID applications of transformations</p> <p>7.8 represent transformations (reflections, dilations, rotations, and translations) of polygons in the coordinate plane by graphing</p> <p>A.6 The student will a) determine the slope of a line when given an equation of the line, the graph of the line, or two points on the line; b) write the equation of a line when given the graph of the line, two points on the line, or the slope and a point on the line; and c) graph linear equations in two variables.</p> <p>7.10 The student will</p>

a) determine the slope, m , as rate of change in a proportional relationship between two quantities and write an equation in the form $y = mx$ to represent the relationship

8.5 The student will use the relationships among pairs of angles that are vertical angles, adjacent angles, supplementary angles, and complementary angles to determine the measure of unknown angles.

6.9 The student will determine congruence of segments, angles, and polygons.

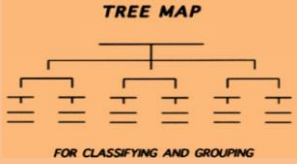
Succeeding Objectives

AFDA.2 The student will use knowledge of transformations to write an equation given the graph of a function (linear, quadratic exponential, and logarithmic.)

Thinking Maps

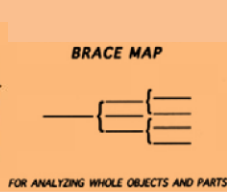
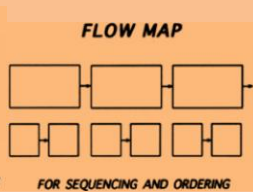
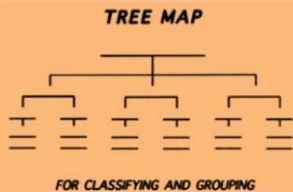
<p>CIRCLE MAP</p>  <p>FOR DEFINING IN CONTEXT</p>	<p>TREE MAP</p>  <p>FOR CLASSIFYING AND GROUPING</p>	<p>BUBBLE MAP</p>  <p>FOR DESCRIBING USING ADJECTIVES</p>
---	--	---

SOL	G.4 (a-h) - Resources
Standard	<p>The student will construct and justify the constructions of</p> <ul style="list-style-type: none"> a) A line segment congruent to a given line segment b) The perpendicular bisector of a line segment c) A perpendicular to a given line from a point not on the line d) A perpendicular to a given line at a point on the line e) The bisector of a given angle f) An angle congruent to a given angle g) A line parallel to a given line through a point not on the line h) An equilateral triangle, a square, and a regular hexagon inscribed in a circle
Days	8 Days
Key Vocabulary	Construction, Straightedge, Compass, Congruent, Perpendicular, Bisector, Perpendicular Bisector, Congruent Angles, Equilateral Triangles, Quadrilateral, Properties, Congruent Triangles, Regular Hexagon
Essential Questions	<p>How can you utilize constructions to verify concepts in geometry?</p> <p>When would constructing a geometric figure be necessary in the real world?</p> <p>How can you geometrically justify each construction?</p>
Foundational Objectives	6.9 The student will determine congruence of segments, angles, and polygons.
Succeeding Objectives	
<p>Thinking Map</p> <p>FLOW MAP</p>  <p>FOR SEQUENCING AND ORDERING</p>	

SOL	G.5 (a-d) - Resources
Standard	The student, given information concerning the lengths of sides and/or measures of angles in triangles, will solve problems, including practical problems. This will include <ul style="list-style-type: none"> a) Ordering the sides by length, given angle measures b) Ordering the angles by degree measure, given side lengths c) Determining whether a triangle exists d) Determining the range in which the length of the third side must lie.
Days	12-17 Days
Key Vocabulary	Acute Triangle, Obtuse Triangle, Right Triangle, Equiangular Triangle, Scalene Triangle, Isosceles Triangle, Equilateral Triangle, Triangle Sum Theorem, Exterior Angle, Remote Interior Angles, Exterior Angle Theorem, Isosceles Triangle Theorem and it's Converse, Triangle Inequality Theorem
Essential Questions	How can understanding the relationship between sides and angles aid in solving problems involving isosceles triangles? How can you determine which side of a triangle is the longest? The shortest? How can you determine which angle in a triangle is the largest? The smallest? Why do the lengths of sides of a triangle relate to the angle measurements? Do these relationships hold true in other polygons? Why would a triangle not exist? When would a triangle exist? How does knowing two sides of a triangle help determine the possible lengths of the third side? Why would you want to know the possible length of the 3rd side of a triangle when given two sides?
Foundational Objectives	A.4 The student will solve a) multistep linear equations in one variable algebraically; b) quadratic equations in one variable algebraically; c) literal equations for a specified variable 6.9 The student will determine congruence of segments, angles, and polygons. 5.13 The student will a) classify triangles as right, acute, or obtuse and equilateral, scalene, or isosceles; and b) investigate the sum of the interior angles in a triangle and determine an unknown angle measure.
Succeeding Objectives	N/A
Thinking Map  FOR CLASSIFYING AND GROUPING	

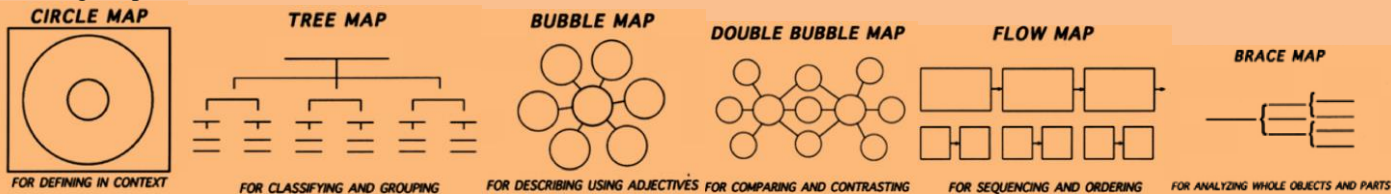
SOL	G.6 - Resources
Standard	The student, given information in the form of a figure or statement, will prove two triangles are congruent.
Days	10-14 Days
Key Vocabulary	Corresponding Parts of Congruent Triangles Side-Side- Side Side-Angle-Side Angle- Side-Angle Angle-Angle-Side Hypotenuse- Leg
Essential Questions	How do you identify corresponding parts within two congruent triangles? Why do SSA and AA <i>not</i> prove triangles congruent? How can you ensure that two triangles are congruent? How do architects and designers utilize congruent triangles? How do the different postulates and theorems that exist to prove triangles are congruent compare and contrast from one another?
Foundational Objectives	7.5 The student will solve problems, including practical problems, involving the relationship between corresponding sides and corresponding angles of similar quadrilaterals and triangles. 6.9 The student will determine congruence of segments, angles, and polygons.
Succeeding Objectives	N/A

Thinking Map



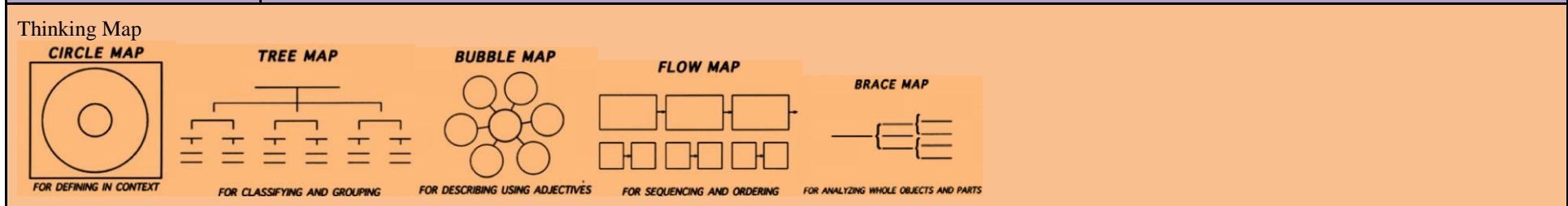
SOL	G.7 - Resources
Standard	The student, given information in the form of a figure or statement, will prove two triangles are similar.
Days	7-10 Days
Key Vocabulary	Ratio Proportion Scale Factor Similar Angle-Angle Side-Side-Side Side-Angle-Side
Essential Questions	What are the relationships of corresponding sides and angles of similar triangles? How do similar and congruent triangles compare and contrast? Where do similar figures exist in the world around you? How can similar triangles be used in everyday life? What does it mean to be proportional?
Foundational Objectives	7.5 The student will solve problems, including practical problems, involving the relationship between corresponding sides and corresponding angles of similar quadrilaterals and triangles. 6.9 The student will determine congruence of segments, angles, and polygons.
Succeeding Objectives	N/A

Thinking Map



SOL	G.8 (a-c) - Resources
Standard	The student will solve problems, including practical problems, involving right triangles. This will include applying <ul style="list-style-type: none"> a) The Pythagorean Theorem and its converse b) Properties of special right triangles; and c) Trigonometric ratios
Days	12 - 17 Days
Key Vocabulary	Pythagorean Theorem and it's Converse Pythagorean Triple Trigonometric Ratio Opposite Adjacent Hypotenuse Sine Cosine Tangent
Essential Questions	How can you prove the Pythagorean theorem? When would you use the Pythagorean theorem in the real world? How does the Pythagorean theorem relate to the distance formula? Why is it important to be able to apply the converse of the Pythagorean theorem? What relationship exists between the sides of a right triangle and the hypotenuse? Why is it important to know the properties of special right triangles? How does a 30-60-90 triangle relate to an equilateral triangle and how does that affect the ratio of the sides? How can you use the Pythagorean Theorem and properties of isosceles triangle to verify the relationships present in a 45-45-90 triangle? How can similarity be applied to right triangles? In what scenarios would you have to apply trigonometry? How does the tangent function relate to sine and cosine? What is the difference between a trigonometric function and its inverse? How can a problem be solved more than one way using trigonometry? When would being able to solve a right triangle be beneficial in the real world?
Foundational Objectives	A.3 The student will simplify <ul style="list-style-type: none"> a) square roots of whole numbers and monomial algebraic expressions; 8.9 The student will a) verify the Pythagorean Theorem; and b) apply the Pythagorean Theorem.

Succeeding Objectives	<p>AII.2 The student will perform operations on complex numbers and express the results in simplest form using patterns of the powers of i</p> <p>AII/T.13 The student, given a point other than the origin on the terminal side of an angle, will use the definitions of the six trigonometric functions to find the sine, cosine, tangent, cotangent, secant, and cosecant of the angle in standard position. Trigonometric functions defined on the unit circle will be related to trigonometric functions defined in right triangles.</p> <p>AII/T.14 The student, given the value of one trigonometric function, will find the values of the other trigonometric functions, using the definitions and properties of the trigonometric functions.</p> <p>AII/T.15 The student will find, without the aid of a calculator, the values of the trigonometric functions of the special angles and their related angles as found in the unit circle. This will include converting angle measures from radians to degrees and vice versa.</p> <p>AII/T.16 The student will find, with the aid of a calculator, the value of any trigonometric function and inverse trigonometric function.</p> <p>AII/T.21 The student will identify, create, and solve real-world problems involving triangles. Techniques will include using the trigonometric functions, the Pythagorean Theorem, the Law of Sines, and the Law of Cosines.</p> <p>MA.11 The student will perform operations with vectors in the coordinate plane and solve real-world problems, using vectors. This will include the following topics: operations of addition, subtraction, scalar multiplication, and inner (dot) product; norm of a vector; unit vector; graphing; properties; simple proofs; complex numbers (as vectors); and perpendicular components.</p> <p>MA.13 The student will identify, create, and solve real-world problems involving triangles. Techniques will include using the trigonometric functions, the Pythagorean Theorem, the Law of Sines, and the Law of Cosines.</p>
-----------------------	---



SOL	G.9 - Resources
Standard	The student will verify and use properties of quadrilaterals to solve problems, including practical problems
Days	15 - 21 Days
Key Vocabulary	Diagonal Consecutive Angles Midsegment Quadrilateral Rectangle Rhombus Square Trapezoid Isosceles Trapezoid
Essential Questions	What are the different ways in which a quadrilateral can be classified? How can the properties of triangles be used to verify the properties of quadrilaterals? Why is it important to know the properties that are specific to a certain quadrilateral? What are some examples of parallelograms and trapezoids in the real world?
Foundational Objectives	7.6 The student will a) compare and contrast quadrilaterals based on their properties; and b) determine unknown side lengths or angle measures of quadrilaterals.
Succeeding Objectives	N/A
Thinking Map <p> CIRCLE MAP FOR DEFINING IN CONTEXT TREE MAP FOR CLASSIFYING AND GROUPING BUBBLE MAP FOR DESCRIBING USING ADJECTIVES DOUBLE BUBBLE MAP FOR COMPARING AND CONTRASTING FLOW MAP FOR SEQUENCING AND ORDERING BRACE MAP FOR ANALYZING WHOLE OBJECTS AND PARTS </p>	

SOL	G.10 (a-c) - Resources
Standard	The student will solve problems, including practical problems, involving angles of convex polygons. This will include determining the <ul style="list-style-type: none"> a) Sum of the interior and/or exterior angles b) Measure of an interior and/or exterior c) Number of sides of a regular polygon
Days	7 - 10 Days
Key Vocabulary	Interior Angle Exterior Angle Regular Polygon
Essential Questions	How can you derive a formula to determine the sum of the interior angles? Why is the sum of the exterior angles of a convex polygon always 360 degrees? Why does the sum of the exterior angles of a convex polygon remain constant while the interior angle sum changes? What are some examples in the real world where knowing the sum of the interior angles of a polygon would be important? What are some examples of tessellations in the real world? Why can some regular polygons tessellate while others can't? How can you determine the measure of an interior, or exterior, angle in a regular polygon? How can the number of sides of a regular polygon be determined when the interior sum (or an interior angle) is known? How can the number of sides of a regular polygon be determined when the exterior sum (or an exterior angle) is known? Why is it important to be able to calculate the number of sides of a regular polygon?
Foundational Objectives	A.4 The student will solve <ul style="list-style-type: none"> a) multistep linear equations in one variable algebraically; b) quadratic equations in one variable algebraically; c) literal equations for a specified variable 6.9 The student will determine congruence of segments, angles, and polygons.
Succeeding Objectives	N/A

Thinking Map



SOL	G.11 (a-d) - Resources	
Standard	The student will solve problems, including practical problems, by applying properties of circles. This will include determining <ul style="list-style-type: none"> a) Angle measures formed by intersecting chords, secants, and/or tangents b) Length of segments formed by intersecting chords, secants, and/or tangents c) Arc length d) Area of a sector 	
Days	15-21 Days	
Key Vocabulary	Chord Tangent Secant Point of Tangency Central Angle Inscribed Angle Arc	Minor Arc Major Arc Semicircle Sector Area Circumference Arc Length
Essential Questions	<p>Why is an inscribed angle equal to half of the intercepted arc?</p> <p>When radii, chords, secants, and tangents intersect in a circle, how are the angles formed different?</p> <p>Why are two line segments that are tangent to a circle and who share a common exterior point congruent?</p> <p>What is the difference between tangents, secants, and chords?</p> <p>How can you use a known circumference to find the length of an arc of a circle and vice versa?</p> <p>What is a real world example of needing to know the length of an arc?</p> <p>How can you use a known area to find the area of a sector of a circle and vice versa?</p> <p>What is a real world example of needing to know the sector area?</p>	
Foundational Objectives	6.7 The student will <ul style="list-style-type: none"> a) derive π (π); b) solve problems, including practical problems, involving circumference and area of a circle; and c) solve problems, including practical problems, involving area and perimeter of triangles and rectangles 	
Succeeding Objectives	N/A	
Thinking Map	<p>TREE MAP FOR CLASSIFYING AND GROUPING</p> <p>BUBBLE MAP FOR DESCRIBING USING ADJECTIVES</p> <p>BRACE MAP FOR ANALYZING WHOLE OBJECTS AND PARTS</p> <p>DOUBLE BUBBLE MAP FOR COMPARING AND CONTRASTING</p> <p>CIRCLE MAP FOR DEFINING IN CONTEXT</p>	

SOL	G.12 – Resources
Standard	The student will solve problems involving equations of circles
Days	5-7 Days
Key Vocabulary	Circle Radius Diameter Center
Essential Questions	How can you apply properties of circles to determine the equation of the circle? How can you apply the equation of a circle to determine properties of the circle? Where in the real world would knowing equations of circles be useful? How does the equation of a circle relate to the distance formula?
Foundational Objectives	N/A
Succeeding Objectives	MA.8 The student will investigate and identify the characteristics of conic section equations in (h, k) and standard forms. Transformations in the coordinate plane will be used to graph conic sections.

Thinking Map

TREE MAP

FOR CLASSIFYING AND GROUPING

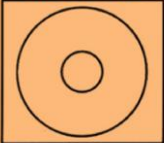
BRACE MAP

FOR ANALYZING WHOLE OBJECTS AND PARTS

SOL	G.13 - Resources
Standard	The student will use surface area and volume of three-dimensional objects to solve practical problems.
Days	10 Days
Key Vocabulary	Formula, Composite Figure, Area, Surface Area, Lateral Area, Volume, Prism, Cylinder, Pyramid, Cone, Sphere, Hemisphere, Base, Height, Slant Height, Parallel Bases
Essential Questions	<p>How can you find the total surface area of a composite 3 dimensional figure?</p> <p>How can you find the surface area of a prism, pyramid, cone, and cylinder without using the surface area formula?</p> <p>How can you use water displacement to determine the volume of an irregular object?</p> <p>What are real world examples of needing to calculate lateral area vs. surface area?</p> <p>What is an example of a time when you would need to be able to calculate the volume of an object?</p>
Foundational Objectives	<p>7.4 The student will</p> <p>a) describe and determine the volume and surface area of rectangular prisms and cylinders; and</p> <p>b) solve problems, including practical problems, involving the volume and surface area of rectangular prisms and cylinders.</p> <p>8.6 The student will</p> <p>a) solve problems, including practical problems, involving volume and surface area of cones and square-based pyramids; and</p> <p>b) describe how changing one measured attribute of a rectangular prism affects the volume and surface area.</p> <p>8.8 The student will construct a three-dimensional model, given the top or bottom, side, and front views.</p>
Succeeding Objectives	

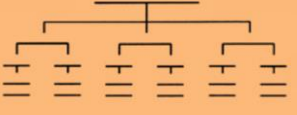
Thinking Map

CIRCLE MAP




FOR DEFINING IN CONTEXT

TREE MAP



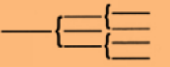
FOR CLASSIFYING AND GROUPING

BUBBLE MAP



FOR DESCRIBING USING ADJECTIVES

BRACE MAP



FOR ANALYZING WHOLE OBJECTS AND PARTS

SOL	G.14 - Resources
Standard	The student will apply the concepts of similarity to two-or three-dimensional geometric figures. This will include a) Comparing ratios between lengths, perimeters, areas, and volumes of similar figures; b) Determining how changes in one or more dimensions of a figure affect area and/or volume of the figure; c) Determining how changes in area and/or volume of a figure affect one or more dimensions of the figure; and d) Solving problems, including practical problems, about similar geometric figures
Days	5 Days
Key Vocabulary	Ratio, Area, Side Length, Volume, Attribute, Perimeter, Similar Figures
Essential Questions	<ul style="list-style-type: none"> • What does it mean for two objects to be similar to each other? • How could you determine the surface area or volume of a three-dimensional figure if the ratio of the dimensions is known and vice versa? • What is a real world scenario where the ratio of two similar three-dimensional figures must be known? • How does changing one dimension affect the overall surface area or volume of an object? • How does changing multiple dimensions affect the overall surface area or volume of an object? • What is a real world scenario where understanding how changing a dimension affects the overall surface area or volume must be known? • If the volume or surface area of a three-dimensional figure changed, why must the dimensions change?
Foundational Objectives	<p>7.4 The student will a) describe and determine the volume and surface area of rectangular prisms and cylinders; and b) solve problems, including practical problems, involving the volume and surface area of rectangular prisms and cylinders.</p> <p>8.6 The student will a) solve problems, including practical problems, involving volume and surface area of cones and square-based pyramids; and b) describe how changing one measured attribute of a rectangular prism affects the volume and surface area.</p>
Succeeding Objectives	N/A
Thinking Map <p>BUBBLE MAP DOUBLE BUBBLE MAP FLOW MAP MULTI-FLOW MAP</p> <p>FOR DESCRIBING USING ADJECTIVES FOR COMPARING AND CONTRASTING FOR SEQUENCING AND ORDERING FOR CAUSES AND EFFECTS</p>	

Virginia 2016 Mathematics Standards of Learning Curriculum Framework

Introduction

The *2016 Mathematics Standards of Learning Curriculum Framework*, a companion document to the *2016 Mathematics Standards of Learning*, amplifies the *Mathematics Standards of Learning* and further defines the content knowledge, skills, and understandings that are measured by the Standards of Learning assessments. The standards and *Curriculum Framework* are not intended to encompass the entire curriculum for a given grade level or course. School divisions are encouraged to incorporate the standards and *Curriculum Framework* into a broader, locally designed curriculum. The *Curriculum Framework* delineates in greater specificity the minimum content that all teachers should teach and all students should learn. Teachers are encouraged to go beyond the standards as well as to select instructional strategies and assessment methods appropriate for all students.

The *Curriculum Framework* also serves as a guide for Standards of Learning assessment development. Students are expected to continue to connect and apply knowledge and skills from Standards of Learning presented in previous grades as they deepen their mathematical understanding. Assessment items may not and should not be a verbatim reflection of the information presented in the *Curriculum Framework*.

Each topic in the *2016 Mathematics Standards of Learning Curriculum Framework* is developed around the Standards of Learning. The format of the *Curriculum Framework* facilitates teacher planning by identifying the key concepts, knowledge, and skills that should be the focus of instruction for each standard. The *Curriculum Framework* is divided into two columns: Understanding the Standard and Essential Knowledge and Skills. The purpose of each column is explained below.

Understanding the Standard

This section includes mathematical content and key concepts that assist teachers in planning standards-focused instruction. The statements may provide definitions, explanations, examples, and information regarding connections within and between grade level(s)/course(s).

Essential Knowledge and Skills

This section provides a detailed expansion of the mathematics knowledge and skills that each student should know and be able to demonstrate. This is not meant to be an exhaustive list of student expectations.

Mathematical Process Goals for Students

The content of the mathematics standards is intended to support the following five process goals for students: becoming mathematical problem solvers, communicating mathematically, reasoning mathematically, making mathematical connections, and using mathematical representations to model and interpret practical situations. Practical situations include real-world problems and problems that model real-world situations.

Mathematical Problem Solving

Students will apply mathematical concepts and skills and the relationships among them to solve problem situations of varying complexities. Students also will recognize and create problems from real-world data and situations within and outside mathematics and then apply appropriate strategies to determine acceptable solutions. To accomplish this goal, students will need to develop a repertoire of skills and strategies for solving a variety of problems. A major goal of the mathematics program is to help students apply mathematics concepts and skills to become mathematical problem solvers.

Mathematical Communication

Students will communicate thinking and reasoning using the language of mathematics, including specialized vocabulary and symbolic notation, to express mathematical ideas with precision. Representing, discussing, justifying, conjecturing, reading, writing, presenting, and listening to mathematics will help students clarify their thinking and deepen their understanding of the mathematics being studied. Mathematical communication becomes visible where learning involves participation in mathematical discussions.

Mathematical Reasoning

Students will recognize reasoning and proof as fundamental aspects of mathematics. Students will learn and apply inductive and deductive reasoning skills to make, test, and evaluate mathematical statements and to justify steps in mathematical procedures. Students will use logical reasoning to analyze an argument and to determine whether conclusions are valid. In addition, students will use number sense to apply proportional and spatial reasoning and to reason from a variety of representations.

Mathematical Connections

Students will build upon prior knowledge to relate concepts and procedures from different topics within mathematics and see mathematics as an integrated field of study. Through the practical application of content and process skills, students will make connections among different areas of mathematics and between mathematics and other disciplines, and to real-world contexts. Science and mathematics teachers and curriculum writers are encouraged to develop mathematics and science curricula that support, apply, and reinforce each other.

Mathematical Representations

Students will represent and describe mathematical ideas, generalizations, and relationships using a variety of methods. Students will understand that representations of mathematical ideas are an essential part of learning, doing, and communicating mathematics. Students should make connections among different representations – physical, visual, symbolic, verbal, and contextual – and recognize that representation is both a process and a product.

Instructional Technology

The use of appropriate technology and the interpretation of the results from applying technology tools must be an integral part of teaching, learning, and assessment. However, facility in the use of technology shall not be regarded as a substitute for a student's understanding of quantitative and algebraic concepts and relationships or for proficiency in basic computations. Students must learn to use a variety of methods and tools to compute, including paper and pencil, mental arithmetic, estimation, and calculators. In addition, graphing utilities, spreadsheets, calculators, dynamic applications, and other technological tools are now standard for mathematical problem solving and application in science, engineering, business and industry, government, and practical affairs.

Calculators and graphing utilities should be used by students for exploring and visualizing number patterns and mathematical relationships, facilitating reasoning and problem solving, and verifying solutions. However, according to the National Council of Teachers of Mathematics, "... the use of calculators does not supplant the need for students to develop proficiency with efficient, accurate methods of mental and pencil-and-paper calculation and in making reasonable estimations." State and local assessments may restrict the use of calculators in measuring specific student objectives that focus on number sense and computation. On the grade three state assessment, all objectives are assessed without the use of a calculator. On the state assessments for grades four through seven, objectives that are assessed without the use of a calculator are indicated with an asterisk (*).

Computational Fluency

Mathematics instruction must develop students' conceptual understanding, computational fluency, and problem-solving skills. The development of related conceptual understanding and computational skills should be balanced and intertwined, each supporting the other and reinforcing learning.

Computational fluency refers to having flexible, efficient and accurate methods for computing. Students exhibit computational fluency when they demonstrate strategic thinking and flexibility in the computational methods they choose, understand and can explain, and produce accurate answers efficiently.

The computational methods used by a student should be based on the mathematical ideas that the student understands, including the structure of the base-ten number system, number relationships, meaning of operations, and properties. Computational fluency with whole numbers is a goal of mathematics instruction in the elementary grades. Students should be fluent with the basic number combinations for addition and subtraction to 20 by the end of second grade and those for multiplication and division by the end of grade four. Students should be encouraged to use computational methods and tools that are appropriate for the context and purpose.

Algebra Readiness

The successful mastery of Algebra I is widely considered to be the gatekeeper to success in the study of upper-level mathematics. "Algebra readiness" describes the mastery of, and the ability to apply, the *Mathematics Standards of Learning*, including the Mathematical Process Goals for Students, for kindergarten through grade eight. The study of algebraic thinking begins in kindergarten and is progressively formalized prior to the study of the algebraic content found in the Algebra I Standards of Learning. Included in the progression of algebraic content is patterning, generalization of arithmetic concepts, proportional reasoning, and representing mathematical relationships using tables, symbols, and graphs. The K-8 *Mathematics Standards of Learning* form a progression of content knowledge and develop the reasoning necessary to be well-prepared for mathematics courses beyond Algebra I, including Geometry and Statistics.

Equity

“Addressing equity and access includes both ensuring that all students attain mathematics proficiency and increasing the numbers of students from all racial, ethnic, linguistic, gender, and socioeconomic groups who attain the highest levels of mathematics achievement.”

– National Council of Teachers of Mathematics

Mathematics programs should have an expectation of equity by providing all students access to quality mathematics instruction and offerings that are responsive to and respectful of students’ prior experiences, talents, interests, and cultural perspectives. Successful mathematics programs challenge students to maximize their academic potential and provide consistent monitoring, support, and encouragement to ensure success for all. Individual students should be encouraged to choose mathematical programs of study that challenge, enhance, and extend their mathematical knowledge and future opportunities.

Student engagement is an essential component of equity in mathematics teaching and learning. Mathematics instructional strategies that require students to think critically, to reason, to develop problem solving strategies, to communicate mathematically, and to use multiple representations engages students both mentally and physically. Student engagement increases with mathematical tasks that employ the use of relevant, applied contexts and provide an appropriate level of cognitive challenge. All students, including students with disabilities, gifted learners, and English language learners deserve high-quality mathematics instruction that addresses individual learning needs, maximizing the opportunity to learn.

- G.1 The student will use deductive reasoning to construct and judge the validity of a logical argument consisting of a set of premises and a conclusion. This will include**
- a) identifying the converse, inverse, and contrapositive of a conditional statement;**
 - b) translating a short verbal argument into symbolic form; and**
 - c) determining the validity of a logical argument.**

Understanding the Standard	Essential Knowledge and Skills
<ul style="list-style-type: none"> • Inductive reasoning, deductive reasoning, and proof are critical in establishing general claims. • Deductive reasoning is the method that uses logic to draw conclusions based on definitions, postulates, and theorems. • Valid forms of deductive reasoning include the law of syllogism, the law of contrapositive, the law of detachment, and the identification of a counterexample. • Symbolic notation is used to represent logical arguments, including the use of \rightarrow, \leftrightarrow, \sim, \therefore, \wedge, and \vee. • The law of syllogism states that if $p \rightarrow q$ is true and $q \rightarrow r$ is true, then $p \rightarrow r$ is true. • The law of contrapositive states that if $p \rightarrow q$ is true and $\sim q$ is true, then $\sim p$ is true. • The law of detachment states that if $p \rightarrow q$ is true and p is true, then q is true. • A counterexample is used to show an argument is false. • Inductive reasoning is the method of drawing conclusions from a limited set of observations. • Proof is a justification that is logically valid and based on initial assumptions, definitions, postulates, theorems, and/or properties. • Logical arguments consist of a set of premises or hypotheses and a conclusion. 	<p>The student will use problem solving, mathematical communication, mathematical reasoning, connections, and representations to</p> <ul style="list-style-type: none"> • Identify the converse, inverse, and contrapositive of a conditional statement. (a) • Translate verbal arguments into symbolic form using the symbols of formal logic. (b) • Determine the validity of a logical argument using valid forms of deductive reasoning. (c) • Determine that an argument is false using a counterexample. (c)

- G.1 The student will use deductive reasoning to construct and judge the validity of a logical argument consisting of a set of premises and a conclusion. This will include**
- a) identifying the converse, inverse, and contrapositive of a conditional statement;**
 - b) translating a short verbal argument into symbolic form; and**
 - c) determining the validity of a logical argument.**

Understanding the Standard	Essential Knowledge and Skills
<ul style="list-style-type: none"> • When a conditional ($p \rightarrow q$) and its converse ($q \rightarrow p$) are true, the statements can be written as a biconditional, p iff q; or p if and only if q; or $p \leftrightarrow q$. • Logical arguments that are valid may not be true. Truth and validity are not synonymous. • Exploration of the representation of conditional statements using Venn diagrams may assist in deepening student understanding. • Formal proofs utilize symbols of formal logic to determine validity of a logical argument. 	

- G.2 The student will use the relationships between angles formed by two lines intersected by a transversal to**
- a) prove two or more lines are parallel; and**
 - b) solve problems, including practical problems, involving angles formed when parallel lines are intersected by a transversal.**

Understanding the Standard	Essential Knowledge and Skills
<ul style="list-style-type: none"> • Deductive or inductive reasoning is used in mathematical proofs. In this course, deductive reasoning and logic are used in direct proofs. Direct proofs are presented in different formats (typically two-column or paragraph) and employ definitions, postulates, theorems, and algebraic justifications including coordinate methods. • Parallel lines intersected by a transversal form angles with specific relationships. • Some angle relationships may be used when proving two lines intersected by a transversal are parallel. • If two parallel lines are intersected by a transversal, then: <ul style="list-style-type: none"> – corresponding angles are congruent; – alternate interior angles are congruent; – alternate exterior angles are congruent; – same-side (consecutive) interior angles are supplementary; and – same-side (consecutive) exterior angles are supplementary. • Deductive proofs can be used to show that two or more lines are parallel. • The construction of the line parallel to a given line through a point not on the line can be justified using the angle relationships formed when two lines are intersected by a transversal. 	<p>The student will use problem solving, mathematical communication, mathematical reasoning, connections, and representations to</p> <ul style="list-style-type: none"> • Prove two or more lines are parallel given angle measurements expressed numerically or algebraically. (a) • Prove two lines are parallel using deductive proofs given relationships between and among angles. (a) • Solve problems by using the relationships between pairs of angles formed by the intersection of two parallel lines and a transversal including corresponding angles, alternate interior angles, alternate exterior angles, same-side (consecutive) interior angles, and same-side (consecutive) exterior angles. (b) • Solve problems, including practical problems, involving intersecting and parallel lines. (b)

- G.3 The student will solve problems involving symmetry and transformation. This will include**
- a) investigating and using formulas for determining distance, midpoint, and slope;**
 - b) applying slope to verify and determine whether lines are parallel or perpendicular;**
 - c) investigating symmetry and determining whether a figure is symmetric with respect to a line or a point; and**
 - d) determining whether a figure has been translated, reflected, rotated, or dilated, using coordinate methods.**

Understanding the Standard	Essential Knowledge and Skills
<ul style="list-style-type: none"> • Symmetry and transformations can be explored with computer software, paper folding, and coordinate methods. • The distance formula is an application of the Pythagorean Theorem. • Geometric figures can be represented in the coordinate plane. • Parallel lines have the same slope. • The product of the slopes of perpendicular lines is -1 unless one of the lines has an undefined slope. • A transformation of a figure, called a preimage, changes the size, shape, and/or position of the figure to a new figure called the image. • Transformations and combinations of transformations can be used to describe movement of objects in a plane. • The image of an object or function graph after an isometric transformation is congruent to the preimage of the object. <ul style="list-style-type: none"> – A rotation is an isometric transformation in which an image is formed by rotating the preimage about a point called the center of rotation. The center of rotation may or may not be on the preimage. Rotations may be more than 180°. – A reflection is an isometric transformation in which an image is formed by reflecting the preimage over a line called the line of reflection. All corresponding points in the image are equidistant from the line of reflection. – A translation is an isometric transformation in which an image 	<p>The student will use problem solving, mathematical communication, mathematical reasoning, connections, and representations to</p> <ul style="list-style-type: none"> • Determine the coordinates of the midpoint or endpoint of a segment, using the midpoint formula. (a) • Use a formula to determine the slope of a line. (a) • Apply the distance formula to determine the length of a line segment when given the coordinates of the endpoints. (a) • Compare the slopes to determine whether two lines are parallel, perpendicular, or neither. (b) • Determine whether a figure has point symmetry, line symmetry, both, or neither. (c) • Given an image and preimage, identify the transformation or combination of transformations that has/have occurred. Transformations include: <ul style="list-style-type: none"> – a translation; – a reflection over any horizontal or vertical line or the lines $y = x$ or $y = -x$; – a clockwise or counter clockwise rotation of 90°, 180°, 270°, or 360° on a coordinate grid where the center of rotation is limited to the origin; and – a dilation from a fixed point on a coordinate grid. (d)

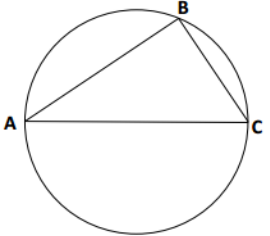
- G.3 The student will solve problems involving symmetry and transformation. This will include**
- a) investigating and using formulas for determining distance, midpoint, and slope;**
 - b) applying slope to verify and determine whether lines are parallel or perpendicular;**
 - c) investigating symmetry and determining whether a figure is symmetric with respect to a line or a point; and**
 - d) determining whether a figure has been translated, reflected, rotated, or dilated, using coordinate methods.**

Understanding the Standard	Essential Knowledge and Skills
<p>is formed by moving every point on the preimage the same distance in the same direction.</p> <ul style="list-style-type: none"> • A dilation is a transformation in which an image is formed by enlarging or reducing the preimage proportionally by a scale factor from the center of dilation. The center of dilation may or may not be on the preimage. The image is similar to the preimage. 	

- G.4 The student will construct and justify the constructions of**
- a) a line segment congruent to a given line segment;**
 - b) the perpendicular bisector of a line segment;**
 - c) a perpendicular to a given line from a point not on the line;**
 - d) a perpendicular to a given line at a given point on the line;**
 - e) the bisector of a given angle;**
 - f) an angle congruent to a given angle;**
 - g) a line parallel to a given line through a point not on the line; and**
 - h) an equilateral triangle, a square, and a regular hexagon inscribed in a circle.**

Understanding the Standard	Essential Knowledge and Skills
<ul style="list-style-type: none"> • Construction techniques are used to solve practical problems in engineering, architectural design, and building construction. • Construction techniques include using a straightedge and compass, paper folding, and dynamic geometry software. • Geometric constructions assist in justifying, verifying, and visually reinforcing geometric relationships. • There are multiple methods to most geometric constructions. Students would benefit from experiences with more than one method and should be able to justify each step of geometric constructions. • Individual steps of constructions can be justified using angle relationships, properties of quadrilaterals, congruent triangles, and/or circles. <ul style="list-style-type: none"> – The construction for a line segment congruent to a given line segment can be justified using properties of a circle. – The construction for the perpendicular bisector of a line segment can be justified using the properties of quadrilaterals or congruent triangles. – The constructions for a perpendicular to a given line from a point on, or not on, the line can be justified using the properties of quadrilaterals or congruent triangles. 	<p>The student will use problem solving, mathematical communication, mathematical reasoning, connections, and representations to</p> <ul style="list-style-type: none"> • Construct and justify the constructions of <ul style="list-style-type: none"> – a line segment congruent to a given line segment; (a) – the perpendicular bisector of a line segment; (b) – a perpendicular to a given line from a point not on the line; (c) – a perpendicular to a given line at a given point on the line; (d) – the bisector of a given angle; (e) – an angle congruent to a given angle; (f) – a line parallel to a given line through a point not on the given line; (g) and – an equilateral triangle, a square, and a regular hexagon inscribed in a circle. (h)

- G.4 The student will construct and justify the constructions of**
- a) a line segment congruent to a given line segment;**
 - b) the perpendicular bisector of a line segment;**
 - c) a perpendicular to a given line from a point not on the line;**
 - d) a perpendicular to a given line at a given point on the line;**
 - e) the bisector of a given angle;**
 - f) an angle congruent to a given angle;**
 - g) a line parallel to a given line through a point not on the line; and**
 - h) an equilateral triangle, a square, and a regular hexagon inscribed in a circle.**

Understanding the Standard	Essential Knowledge and Skills
<ul style="list-style-type: none"> - The constructions for the bisector of a given angle and an angle congruent to a given angle can be justified using the properties of quadrilaterals or congruent triangles. - The construction for a line parallel to a given line through a point not on the line can be justified using the angle relationships formed when two lines are intersected by a transversal. - The constructions for an equilateral triangle, square, or regular hexagon inscribed in a circle can be justified using properties of circles. <ul style="list-style-type: none"> • Constructions can be completed within the context of complex figures. <div data-bbox="195 1068 913 1331" style="border: 1px solid black; padding: 5px;"> <p>Example:</p>  <div style="border: 1px solid black; padding: 5px; width: fit-content; margin-left: 100px;"> <p>Given inscribed $\triangle ABC$ with diameter \overline{AC}, complete a construction to identify the center of the circle.</p> </div> </div>	

- G.5 The student, given information concerning the lengths of sides and/or measures of angles in triangles, will solve problems, including practical problems. This will include**
- a) ordering the sides by length, given angle measures;**
 - b) ordering the angles by degree measure, given side lengths;**
 - c) determining whether a triangle exists; and**
 - d) determining the range in which the length of the third side must lie.**

Understanding the Standard	Essential Knowledge and Skills
<ul style="list-style-type: none"> • The longest side of a triangle is opposite the largest angle of the triangle and the shortest side is opposite the smallest angle. • In a triangle, the lengths of two sides and the included angle determine the length of the side opposite the angle. • In order for a triangle to exist, the length of each side must be within a range that is determined by the lengths of the other two sides. 	<p>The student will use problem solving, mathematical communication, mathematical reasoning, connections, and representations to</p> <ul style="list-style-type: none"> • Given information about the lengths of sides and/or measures of angles in triangles, solve problems, including practical problems. (a, b, c, d) • Order the sides of a triangle by their lengths when given information about the measures of the angles. (a) • Order the angles of a triangle by their measures when given information about the lengths of the sides. (b) • Given the lengths of three segments, determine whether a triangle could be formed. (c) • Given the lengths of two sides of a triangle, determine the range in which the length of the third side must lie. (d)

G.6 The student, given information in the form of a figure or statement, will prove two triangles are congruent.

Understanding the Standard	Essential Knowledge and Skills
<ul style="list-style-type: none"> • Deductive or inductive reasoning is used in mathematical proofs. In this course, deductive reasoning and logic are used in direct proofs. Direct proofs are presented in different formats (typically two-column or paragraph) and employ definitions, postulates, theorems, and algebraic justifications including coordinate methods. • Congruence has practical applications in a variety of areas, including art, architecture, and the sciences. • Congruence does not depend on the position of the triangles. • Congruent triangles are a result of rigid isometric transformations. • Concepts of logic can demonstrate congruence or similarity. • Congruent figures are also similar, but similar figures are not necessarily congruent. • Corresponding parts of congruent triangles are congruent. • Two triangles can be proven congruent using the following criterion: <ul style="list-style-type: none"> – Side-Angle-Side (SAS); – Side-Side-Side (SSS); – Angle-Angle-Side (AAS); and – Angle-Side-Angle (ASA). • Two right triangles can be proven congruent using the criteria Hypotenuse-Leg (HL). • Triangle congruency can be explored using geometric constructions such as an angle congruent to a given angle or a line segment congruent to a given line segment. • The construction for the bisector of a given angle can be justified using congruent triangles. 	<p>The student will use problem solving, mathematical communication, mathematical reasoning, connections, and representations to</p> <ul style="list-style-type: none"> • Prove two triangles congruent given relationships among angles and sides of triangles expressed numerically or algebraically. • Prove two triangles congruent given representations in the coordinate plane and using coordinate methods (distance formula and slope formula). • Use direct proofs to prove two triangles congruent.

G.6 The student, given information in the form of a figure or statement, will prove two triangles are congruent.

Understanding the Standard	Essential Knowledge and Skills
<ul style="list-style-type: none">• The construction for an angle congruent to a given angle can be justified using congruent triangles.• The construction of the perpendicular to a given line from a point on the line can be justified using congruent triangles.• The construction of the perpendicular to a given line from a point not on the line can be justified using congruent triangles.	

G.7 The student, given information in the form of a figure or statement, will prove two triangles are similar.

Understanding the Standard	Essential Knowledge and Skills
<ul style="list-style-type: none"> • Deductive or inductive reasoning is used in mathematical proofs. In this course, deductive reasoning and logic are used in direct proofs. Direct proofs are presented in different formats (typically two-column or paragraph) and employ definitions, postulates, theorems, and algebraic justifications including coordinate methods. • Similarity has practical applications in a variety of areas, including art, architecture, and the sciences. • Similarity does not depend on the position of the triangles. • Similar triangles are created using dilations. • Congruent figures are also similar, but similar figures are not necessarily congruent. • Corresponding sides of similar triangles are proportional. • Corresponding angles of similar triangles are congruent. • The altitude in a right triangle creates three similar right triangles. <div data-bbox="163 990 672 1250" style="text-align: center;"> <p style="margin-left: 100px;"> $\triangle ABC \sim \triangle CBD$ $\triangle ABC \sim \triangle ACD$ $\triangle CBD \sim \triangle ACD$ </p> </div> <ul style="list-style-type: none"> • Two triangles can be proven similar using the following criterion: <ul style="list-style-type: none"> – Side-Angle-Side (SAS); – Side-Side-Side (SSS); and – Angle-Angle (AA). 	<p>The student will use problem solving, mathematical communication, mathematical reasoning, connections, and representations to</p> <ul style="list-style-type: none"> • Prove two triangles similar given relationships among angles and sides of triangles expressed numerically or algebraically. • Prove two triangles similar given representations in the coordinate plane and using coordinate methods (distance formula and slope formula). • Use direct proofs to prove triangles similar.

- G.8 The student will solve problems, including practical problems, involving right triangles. This will include applying**
- a) the Pythagorean Theorem and its converse;**
 - b) properties of special right triangles; and**
 - c) trigonometric ratios.**

Understanding the Standard	Essential Knowledge and Skills
<ul style="list-style-type: none"> • The converse of the Pythagorean Theorem can be used to determine if a triangle is a right triangle. • 45°-45°-90° and 30°-60°-90° triangles are special right triangles because their side lengths can be specified as exact values using radicals rather than decimal approximations. • The sine of an acute angle in a right triangle is equal to the cosine of its complement. 	<p>The student will use problem solving, mathematical communication, mathematical reasoning, connections, and representations to</p> <ul style="list-style-type: none"> • Solve problems, including practical problems, using right triangle trigonometry and properties of special right triangles. (a, b, c) • Determine whether a triangle formed with three given lengths is a right triangle. (a) • Solve for missing lengths in geometric figures, using properties of 45°-45°-90° triangles where rationalizing denominators may be necessary. (b) • Solve for missing lengths in geometric figures, using properties of 30°-60°-90° triangles where rationalizing denominators may be necessary. (b). • Solve problems, including practical problems, involving right triangles with missing side lengths or angle measurements, using sine, cosine, and tangent ratios. (c)

G.9 The student will verify and use properties of quadrilaterals to solve problems, including practical problems.

Understanding the Standard	Essential Knowledge and Skills
<ul style="list-style-type: none"> • Deductive or inductive reasoning is used in mathematical proofs. In this course, deductive reasoning and logic are used in direct proofs. Direct proofs are presented in different formats (typically two-column or paragraph) and employ definitions, postulates, theorems, and algebraic justifications including coordinate methods. • Quadrilaterals have a hierarchical nature based on the relationships between their sides, angles, and diagonals. • Properties of quadrilaterals can be used to identify the quadrilateral and to determine the measures of sides and angles. • Given coordinate representations of quadrilaterals, the distance, slope, and midpoint formulas may be used to verify that quadrilaterals have specific properties. • The angle relationships formed when parallel lines are intersected by a transversal can be used to prove properties of quadrilaterals. • Congruent triangles can be used to prove properties of quadrilaterals. • A parallelogram is a quadrilateral with both pairs of opposite sides parallel. Properties of a parallelogram include the following: <ul style="list-style-type: none"> – opposite sides are congruent; – opposite angles are congruent; – consecutive angles are supplementary; and – diagonals bisect each other. • A rectangle is a quadrilateral with four right angles. Properties of rectangle include the following: <ul style="list-style-type: none"> – opposite sides are parallel and congruent; and – diagonals are congruent and bisect each other. 	<p>The student will use problem solving, mathematical communication, mathematical reasoning, connections, and representations to</p> <ul style="list-style-type: none"> • Solve problems, including practical problems, using the properties specific to parallelograms, rectangles, rhombi, squares, isosceles trapezoids, and trapezoids. • Prove that quadrilaterals have specific properties, using coordinate and algebraic methods, such as the distance formula, slope, and midpoint formula. • Prove the properties of quadrilaterals, using direct proofs.

G.9 The student will verify and use properties of quadrilaterals to solve problems, including practical problems.

Understanding the Standard	Essential Knowledge and Skills
<ul style="list-style-type: none"> • A rhombus is a quadrilateral with four congruent sides. Properties of a rhombus include the following: <ul style="list-style-type: none"> – all sides are congruent; – opposite sides are parallel; – opposite angles are congruent; – diagonals are perpendicular bisectors of each other; – diagonals bisect opposite angles; and – diagonals divide the rhombus into four congruent right triangles. • A square is a quadrilateral that is a regular polygon with four congruent sides and four right angles. Properties of a square include the following: <ul style="list-style-type: none"> – opposite sides are parallel; – diagonals are congruent; – diagonals are perpendicular bisectors of each other; and – diagonals divide the square into four congruent 45°-45°-90° triangles. • A trapezoid is a quadrilateral with exactly one pair of parallel sides. The parallel sides of a trapezoid are called bases. The nonparallel sides of a trapezoid are called legs. • An isosceles trapezoid has the following properties: <ul style="list-style-type: none"> – nonparallel sides are congruent; – diagonals are congruent; and – base angles are congruent. • The construction of the perpendicular bisector of a line segment can be justified using the properties of quadrilaterals. • The construction of the perpendicular to a given line from a point 	

G.9 The student will verify and use properties of quadrilaterals to solve problems, including practical problems.

Understanding the Standard	Essential Knowledge and Skills
<p>on, or not on, the line can be justified using the properties of quadrilaterals.</p> <ul style="list-style-type: none"> • The construction of the perpendicular to a given line from a point on the line can be justified using the properties of quadrilaterals. • The construction of a bisector of a given angle can be justified using the properties of quadrilaterals. • The construction of a square inscribed in a circle can be justified using the properties of squares. 	

- G.10 The student will solve problems, including practical problems, involving angles of convex polygons. This will include determining the**
- a) sum of the interior and/or exterior angles;**
 - b) measure of an interior and/or exterior angle; and**
 - c) number of sides of a regular polygon.**

Understanding the Standard	Essential Knowledge and Skills
<ul style="list-style-type: none"> • In convex polygons, each interior angle has a measure less than 180°. • In concave polygons, one or more interior angles have a measure greater than 180°. • Two intersecting lines form angles with specific relationships. • An exterior angle is formed by extending a side of a polygon. • The exterior angle and the corresponding interior angle form a linear pair. • The sum of the measures of the interior angles of a convex polygon may be found by dividing the interior of the polygon into nonoverlapping triangles. • Both regular and nonregular polygons can tessellate the plane. • A regular polygon will tessellate the plane if the measure of an interior angle is a factor of 360. • The sum of the measures of the angles around a point in a tessellation is 360°. • Tessellations can be found in art, construction and nature. 	<p>The student will use problem solving, mathematical communication, mathematical reasoning, connections, and representations to</p> <ul style="list-style-type: none"> • Solve problems, including practical problems, involving angles of convex polygons. (a, b, c) • Determine the sum of the measures of the interior and exterior angles of a convex polygon. (a) • Determine the measure of each interior and exterior angle of a regular polygon. (b) • Determine angle measures of a regular polygon in a tessellation. (b) • Determine the number of sides of a regular polygon, given the measures of interior or exterior angles of the polygon. (c)

G.11 The student will solve problems, including practical problems, by applying properties of circles. This will include determining

- a) angle measures formed by intersecting chords, secants, and/or tangents;**
- b) lengths of segments formed by intersecting chords, secants, and/or tangents;**
- c) arc length; and**
- d) area of a sector.**

Understanding the Standard	Essential Knowledge and Skills
<ul style="list-style-type: none"> • All circles are similar. • A chord is a line segment that joins any two points on a circle. A chord is a segment of a secant. • Arcs can be measured in degrees or in units of length. • Applications of the properties of circles may be drawn from architecture, art, and construction. • Properties of circles can be verified using deductive reasoning, algebraic, and coordinate methods. • Inscribed quadrilaterals have opposite angles that are supplementary. • Properties associated with segment lengths can be verified using similar triangles. • The ratio of the central angle to 360° is proportional to the ratio of the arc length to the circumference of the circle. • The ratio of the central angle to 360° is proportional to the ratio of the area of the sector to the area of the circle. • The construction for an inscribed equilateral triangle, square and regular hexagon can be justified using properties of a circle. 	<p>The student will use problem solving, mathematical communication, mathematical reasoning, connections, and representations to</p> <ul style="list-style-type: none"> • Solve problems, including practical problems, by applying properties of circles. (a, b, c, d) • Determine angle measures and arc measures associated with <ul style="list-style-type: none"> – two intersecting chords; – two intersecting secants; – an intersecting secant and tangent; – two intersecting tangents; and – central and inscribed angles. (a) • Determine segment lengths associated with: <ul style="list-style-type: none"> – two intersecting chords; – two intersecting secants; – an intersecting secant and tangent; and – two intersecting tangents. (b) • Calculate the length of an arc of a circle. (c) • Calculate the area of a sector. (d)

G.12 The student will solve problems involving equations of circles.

Understanding the Standard	Essential Knowledge and Skills
<ul style="list-style-type: none"> • A circle is a locus of points equidistant from a given point, the center. • The distance between any point on the circle and the center is the length of the radius. • Standard form for the equation of a circle is $(x - h)^2 + (y - k)^2 = r^2$, where the coordinates of the center of the circle are (h, k) and r is the length of the radius. • The equation of a circle gives the coordinates of every point, (x, y), on the circle. • The midpoint formula and distance formula are important when determining the equation of a circle. • The equation of a circle with a given center and radius can be derived using the Pythagorean Theorem. • The midpoint of the diameter is the center of the circle. 	<p>The student will use problem solving, mathematical communication, mathematical reasoning, connections, and representations to</p> <ul style="list-style-type: none"> • Given a graph or the equation of a circle in standard form, identify the coordinates of the center of the circle. • Given the coordinates of the endpoints of a diameter of a circle, determine the coordinates of the center of the circle. • Given a graph or the equation of a circle in standard form, identify the length of the radius or diameter of the circle. • Given the coordinates of the endpoints of the diameter of a circle, determine the length of the radius or diameter of the circle. • Given the coordinates of the center and the coordinates of a point on the circle, determine the length of the radius or diameter of the circle. • Given the coordinates of the center and length of the radius of a circle, identify the coordinates of a point(s) on the circle. • Determine the equation of a circle given: <ul style="list-style-type: none"> – a graph of a circle with a center with coordinates that are integers; – coordinates of the center and a point on the circle; – coordinates of the center and the length of the radius or diameter; or – coordinates of the endpoints of a diameter.

G.13 The student will use surface area and volume of three-dimensional objects to solve practical problems.

Understanding the Standard	Essential Knowledge and Skills
<ul style="list-style-type: none"> • A cylinder is a solid figure formed by two congruent parallel faces called bases joined by a curved surface. In this course, cylinders are limited to right circular cylinders. • A cone is a solid figure formed by a face called a base that is joined to a vertex (apex) by a curved surface. In this course, cones are limited to right circular cones. • A prism is a polyhedron that has a congruent pair of parallel bases and faces that are parallelograms. In this course, prisms are limited to right prisms with bases that are triangles, rectangles, or regular hexagons. • A rectangular prism is a polyhedron in which all six faces are rectangles. • A triangular prism is a polyhedron that has a congruent pair of parallel triangular bases and faces that are parallelograms. • A pyramid is a polyhedron with a base that is a polygon and three or more faces that are triangles with a common vertex. • A regular pyramid is a pyramid with a base that is a regular polygon. In this course, pyramids are limited to right regular pyramids with triangular, square, or hexagonal bases. • A regular polygon has congruent sides and congruent interior angles. • Subdivision of polygons may assist in determining the area of regular polygons. • The surface area of a prism or pyramid is the sum of the areas of all its faces. • The surface area of a cylinder, cone, or hemisphere is the sum of the areas of the curved surface and bases. • The surface area of a sphere is the area of the curved surface. 	<p>The student will use problem solving, mathematical communication, mathematical reasoning, connections, and representations to</p> <ul style="list-style-type: none"> • Determine the surface area of cylinders, prisms, pyramids, cones, hemispheres, and spheres, using the appropriate formulas. • Determine the volume of cylinders, prisms, pyramids, cones, hemispheres, and spheres, using the appropriate formulas. • Solve problems including practical problems, involving surface area and volume of cylinders, prisms, pyramids, cones, hemispheres, and spheres, as well as composite three-dimensional figures. • Solve problems, including practical problems, involving the lateral area of circular cylinders, prisms, and regular pyramids. • Given information about a three-dimensional figure such as length of a side, area of a face, or volume, determine missing information.

G.13 The student will use surface area and volume of three-dimensional objects to solve practical problems.

Understanding the Standard	Essential Knowledge and Skills
<ul style="list-style-type: none"> • The lateral area of a cylinder is the area of the curved surface of the cylinder, not including the parallel bases. • The lateral area of a rectangular-based prism is the sum of the areas of all faces, not including the parallel bases. • The lateral area of a triangular-based prism is the sum of the areas of all faces, not including the triangular-shaped, parallel bases. • The volume of a three-dimensional figure is the number of unit cubes that would fill the figure. • Composite figures consist of two or more three-dimensional figures. The surface area of a composite figure may not be equal to the sum of the surface areas of the individual figures. • Volume and surface area of spheres, cones and cylinders should be considered in terms of π or as a decimal approximation. • Calculators may be used to determine decimal approximations for results. 	

- G.14** The student will apply the concepts of similarity to two- or three-dimensional geometric figures. This will include
- comparing ratios between lengths, perimeters, areas, and volumes of similar figures;
 - determining how changes in one or more dimensions of a figure affect area and/or volume of the figure;
 - determining how changes in area and/or volume of a figure affect one or more dimensions of the figure; and
 - solving problems, including practical problems, about similar geometric figures.

Understanding the Standard	Essential Knowledge and Skills
<ul style="list-style-type: none"> A change in one dimension of a figure results in predictable changes in area and/or volume. The resulting figure may or may not be similar to the original figure. A constant ratio, the scale factor, exists between corresponding dimensions of similar figures. If the ratio between dimensions of similar figures is $a:b$ then: <ul style="list-style-type: none"> The ratio of their areas is $a^2:b^2$. The ratio of their volumes is $a^3:b^3$. Proportional reasoning is important when comparing attribute measures in similar figures. 	<p>The student will use problem solving, mathematical communication, mathematical reasoning, connections, and representations to</p> <ul style="list-style-type: none"> Compare ratios between side lengths, perimeters, areas, and volumes, given two similar figures. (a) Describe how changes in one or more dimensions affect other derived measures (perimeter, area, surface area, and volume) of a figure. (b) Describe how changes in one or more measures (perimeter, area, surface area, and volume) affect other measures of a figure. (c) Solve real-world problems involving measured attributes of similar figures. (d)